


CLUSTER-WHISPER ELECTRIC FIELD SPECTROGRAM

FEB 22, 2002 Day 53 Orbit 255

Method: Average

presence
HBR
Ez Ey
50 100 200


C1



UT
Sep(Km)

15:30 15:45 16:30 16:45
248 250 250 248 244 237

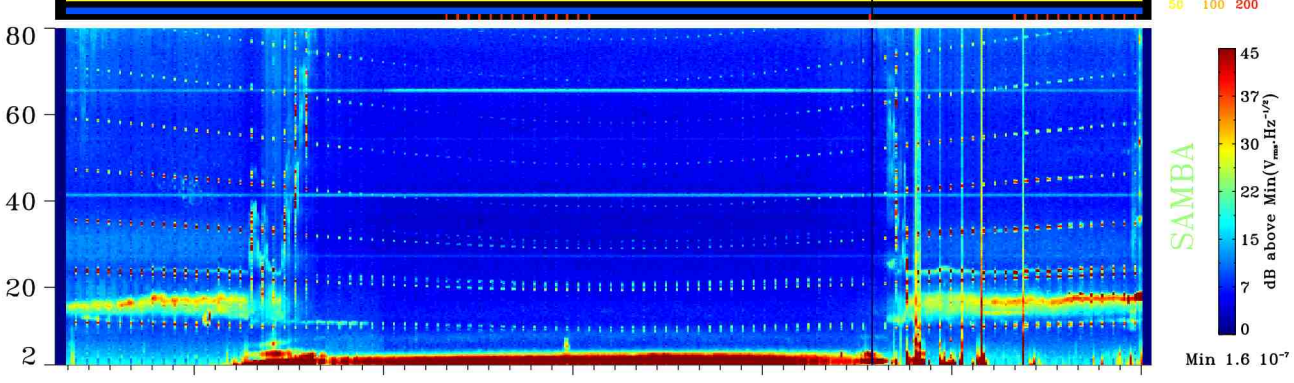
C2



UT
Sep(Km)

15:30 15:45 16:00 16:15 16:30 16:45
84 87 90 92 93 93

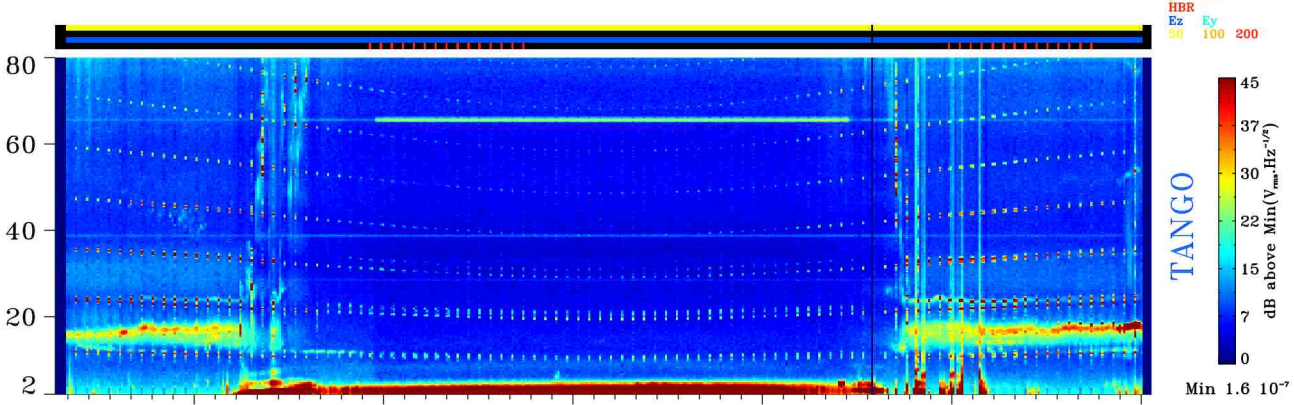
C3



UT

15:30 15:45 16:00 16:15 16:30 16:45

C4



UT
Dist(Re)
Lat(deg)
LT(Gse)
Sep(Km)

15:30 15:45 16:00 16:15 16:30 16:45
4.46 4.40 4.38 4.39 4.45 4.59
-15.8 -7.8 3.3 8.8 -16.9 27.2
0.9 0.7 0.4 0.3 0.0 23.7
138 146 155 159 163 167