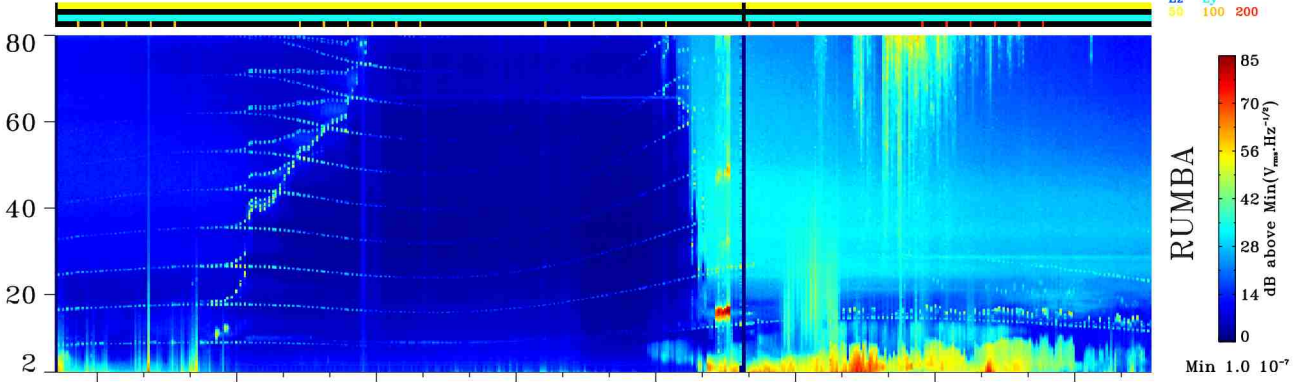


# CLUSTER-WHISPER ELECTRIC FIELD SPECTROGRAM FEB 20, 2002 Day 51 Orbit 254

Method: Average

presence  
HBR  
Ez Ey  
50 100 200

C1

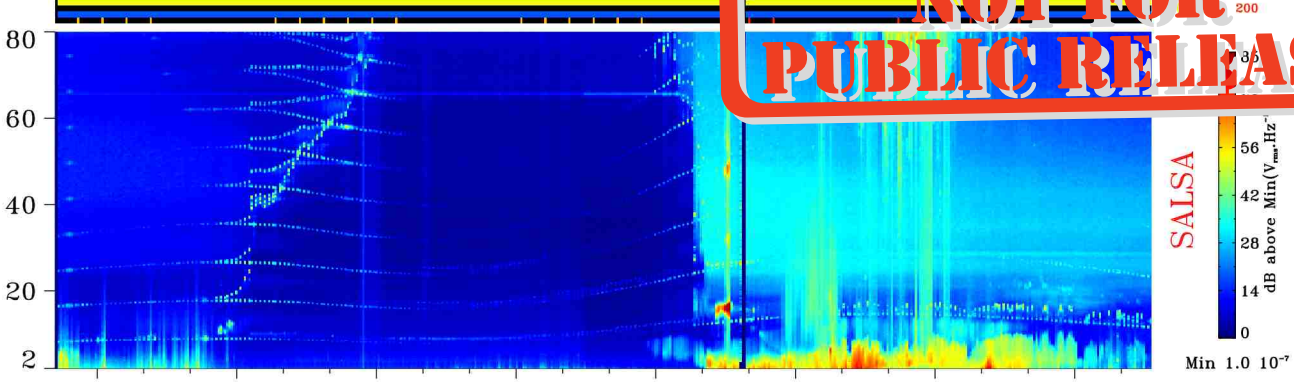


UT  
Sep(Km)

05:00	05:30	06:00	06:30	07:00	07:30	08:00	08:30
212	229	240	248	249	242	242	242

**NOT FOR PUBLIC RELEASE**

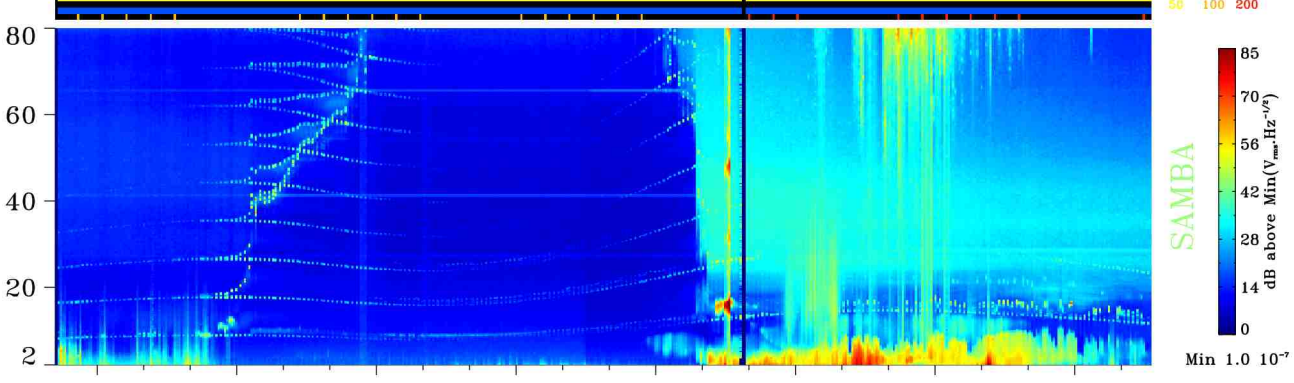
C2



UT  
Sep(Km)

05:00	05:30	06:00	06:30	07:00	07:30	08:00	08:30
57	69	76	85	92	93	93	90

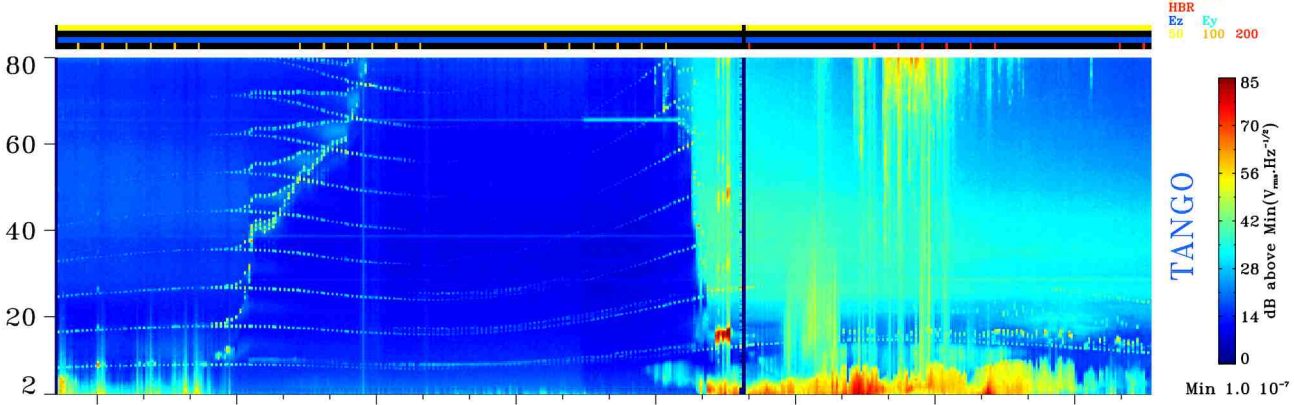
C3



UT

05:00	05:30	06:00	06:30	07:00	07:30	08:00	08:30
-------	-------	-------	-------	-------	-------	-------	-------

C4



UT  
Dist(Re)  
Lat(deg)  
LT(Gse)  
Sep(Km)

05:00	05:30	06:00	06:30	07:00	07:30	08:00	08:30
5.41	4.92	4.65	4.44	4.38	4.47	4.72	5.15
-52.8	-40.2	-29.0	-13.7	5.5	19.1	33.9	48.2
2.7	2.0	1.5	1.0	0.5	0.1	23.6	22.9
93	110	123	140	156	164	169	168