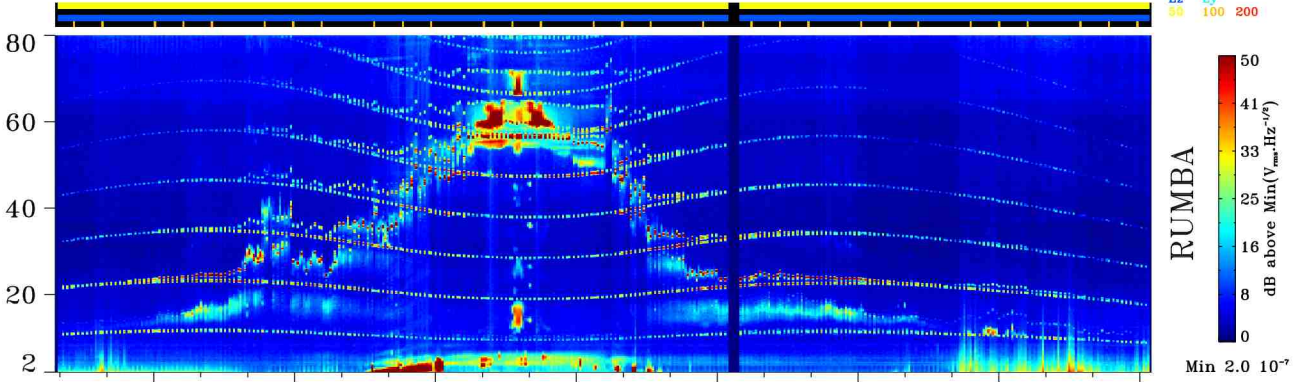


# CLUSTER-WHISPER ELECTRIC FIELD SPECTROGRAM JAN 03, 2002 Day 3 Orbit 234

Method: Average

presence  
HBR Ez Ey  
50 100 200

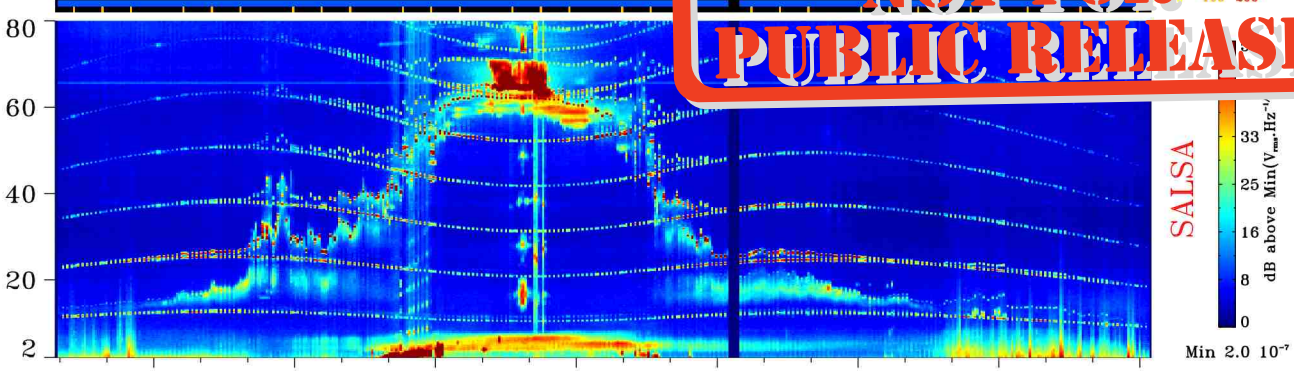
C1



UT  
Sep(Km)

16:30	17:00	17:30	18:00	18:30	19:00	19:30	20:00
12033	12405	12577	12464	12034	11300	11930	11930

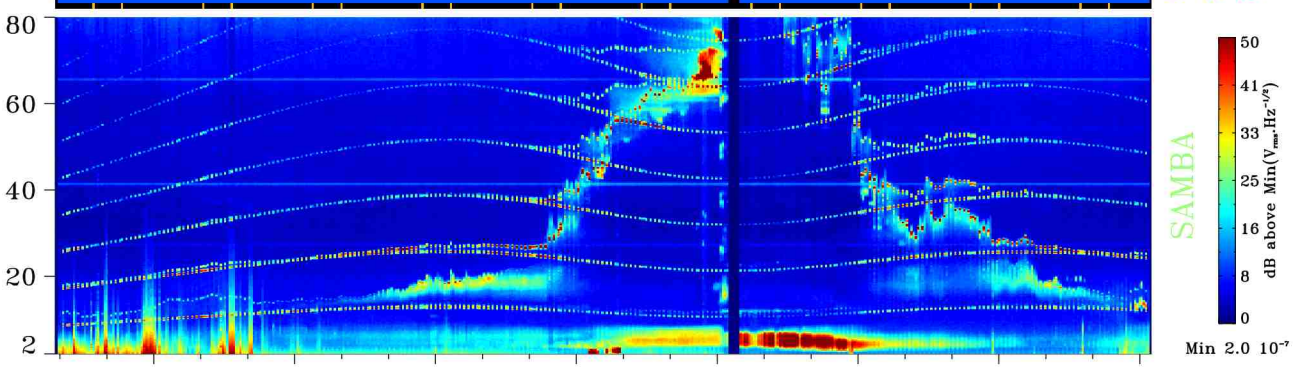
C2



UT  
Sep(Km)

16:30	17:00	17:30	18:00	18:30	19:00	19:30	20:00
10938	11540	11986	12171	12036	11606	10978	10262

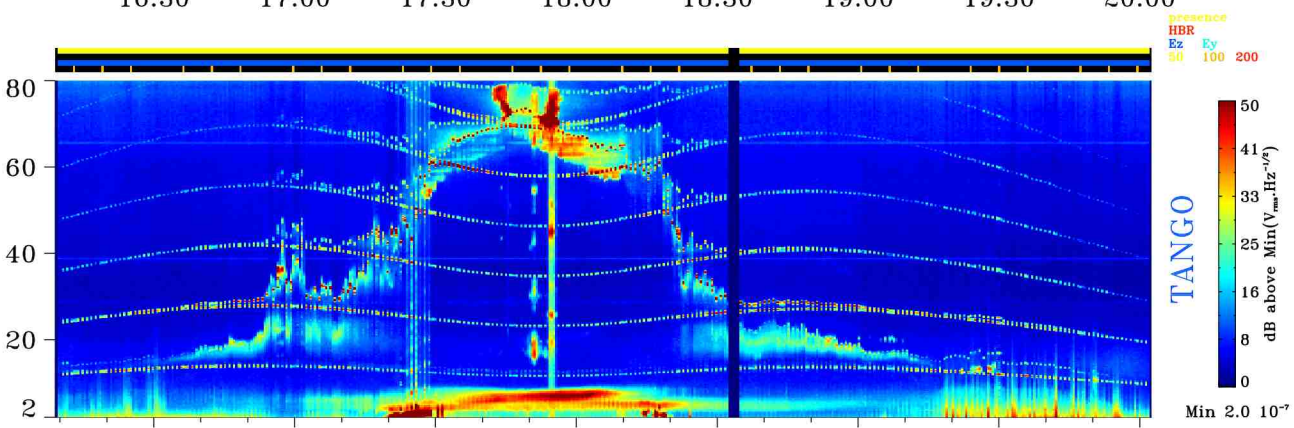
C3



UT

16:30	17:00	17:30	18:00	18:30	19:00	19:30	20:00
-------	-------	-------	-------	-------	-------	-------	-------

C4



UT  
Dist(Re)  
Lat(deg)  
LT(Gse)  
Sep(Km)

16:30	17:00	17:30	18:00	18:30	19:00	19:30	20:00
5.43	4.98	4.62	4.37	4.28	4.36	4.60	4.96
-55.3	-45.0	-31.9	-16.4	0.6	17.6	33.1	46.3
6.1	5.4	4.8	4.3	3.8	3.4	2.9	2.3
9404	10225	10955	11473	11680	11568	11214	10721