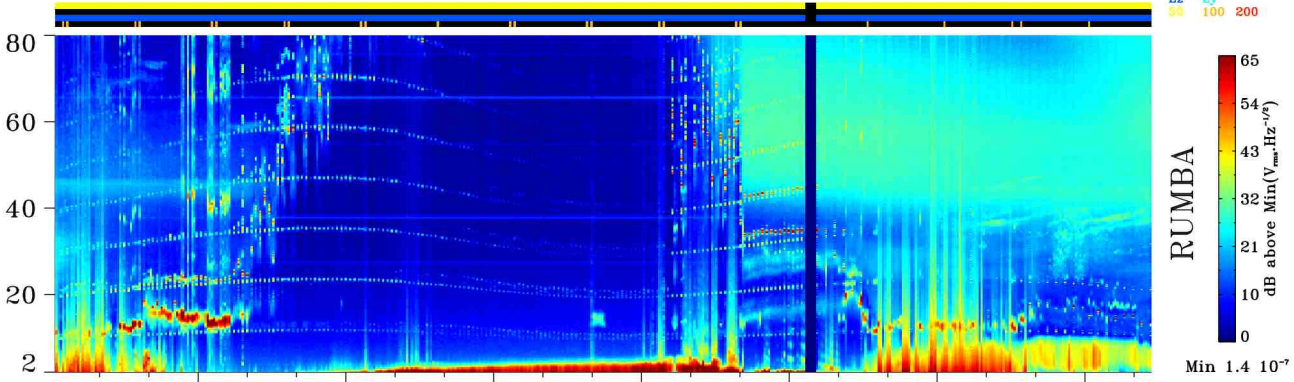


CLUSTER-WHISPER ELECTRIC FIELD SPECTROGRAM DEC 03, 2001 Day 337 Orbit 221

Method: Average

presence
HBR
Ez Ey
50 100 200

C1

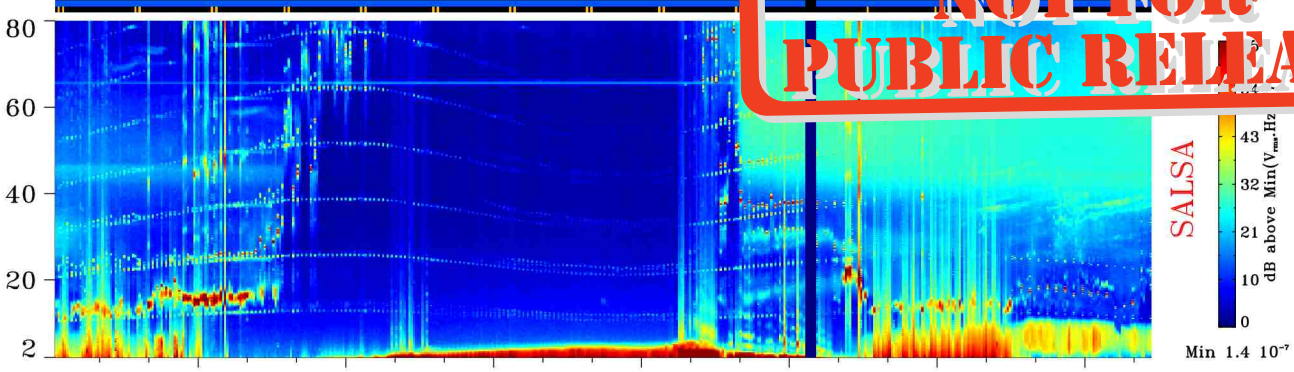


UT
Sep(Km)

| | | | | | | |
|-------|-------|-------|-------|-------|-------|-------|
| 18:00 | 18:30 | 19:00 | 19:30 | 20:00 | 20:30 | 21:00 |
| 11911 | 12312 | 12524 | 12454 | 12062 | 11511 | 11555 |

NOT FOR PUBLIC RELEASE

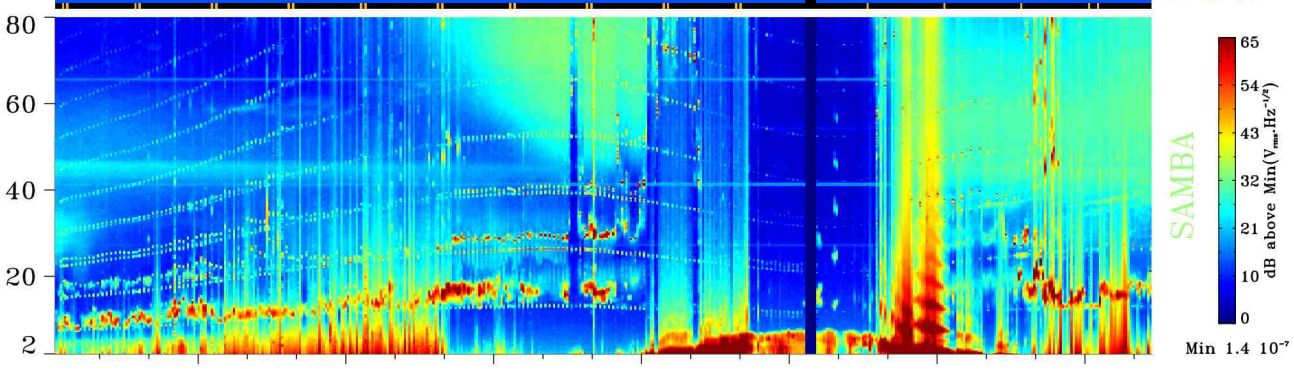
C2



UT
Sep(Km)

| | | | | | | |
|-------|-------|-------|-------|-------|-------|-------|
| 18:00 | 18:30 | 19:00 | 19:30 | 20:00 | 20:30 | 21:00 |
| 10796 | 11427 | 11915 | 12150 | 12061 | 11662 | 11052 |

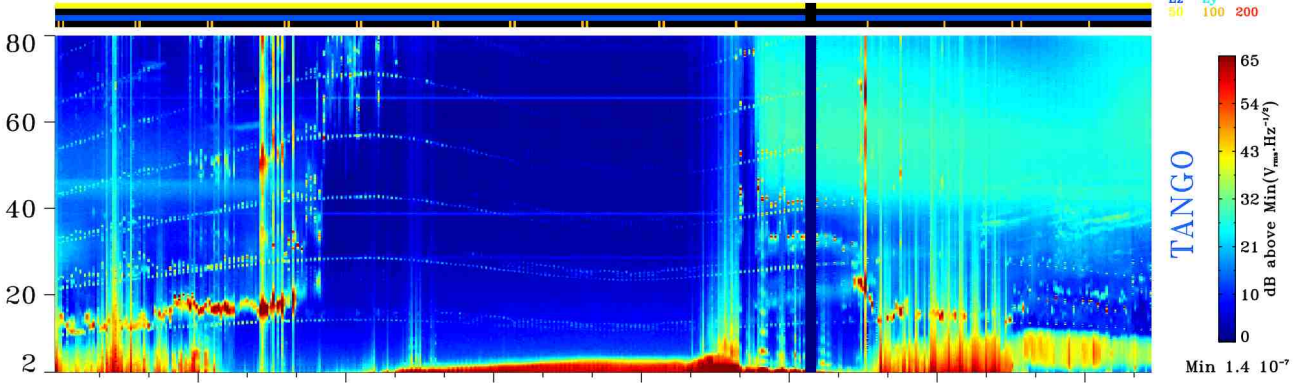
C3



UT

| | | | | | | |
|-------|-------|-------|-------|-------|-------|-------|
| 18:00 | 18:30 | 19:00 | 19:30 | 20:00 | 20:30 | 21:00 |
|-------|-------|-------|-------|-------|-------|-------|

C4



UT
Dist(Re)
Lat(deg)
LT(Gse)
Sep(Km)

| | | | | | | |
|-------|-------|-------|-------|-------|-------|-------|
| 18:00 | 18:30 | 19:00 | 19:30 | 20:00 | 20:30 | 21:00 |
| 5.47 | 5.00 | 4.62 | 4.36 | 4.25 | 4.32 | 4.55 |
| -56.9 | -46.8 | -33.9 | -18.5 | -1.4 | 15.9 | 31.9 |
| 8.3 | 7.6 | 6.9 | 6.4 | 6.0 | 5.5 | 5.0 |
| 9275 | 10115 | 10881 | 11444 | 11698 | 11621 | 11289 |