

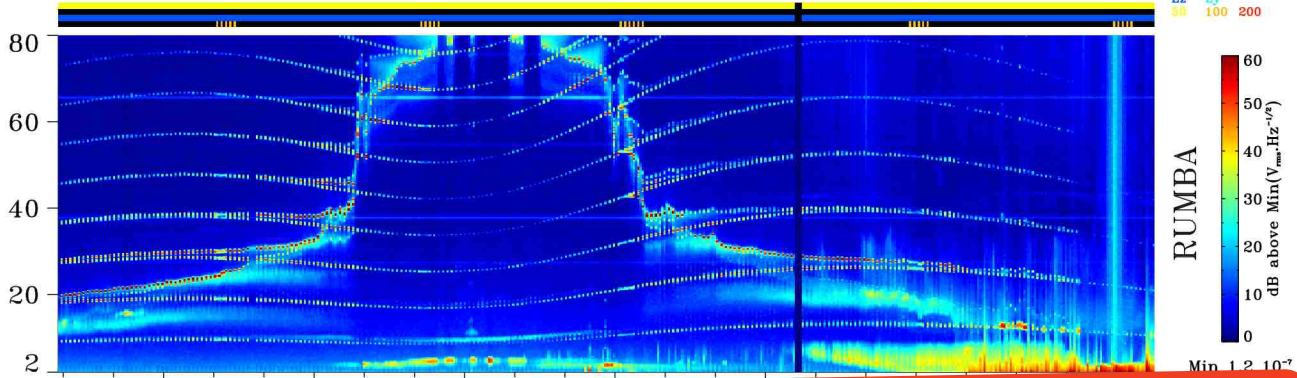
# CLUSTER-WHISPER ELECTRIC FIELD SPECTROGRAM

NOV 12, 2001 Day 316 Orbit 212

Method: Average

presence  
HBR  
Ez Ey  
50 100 200

C1

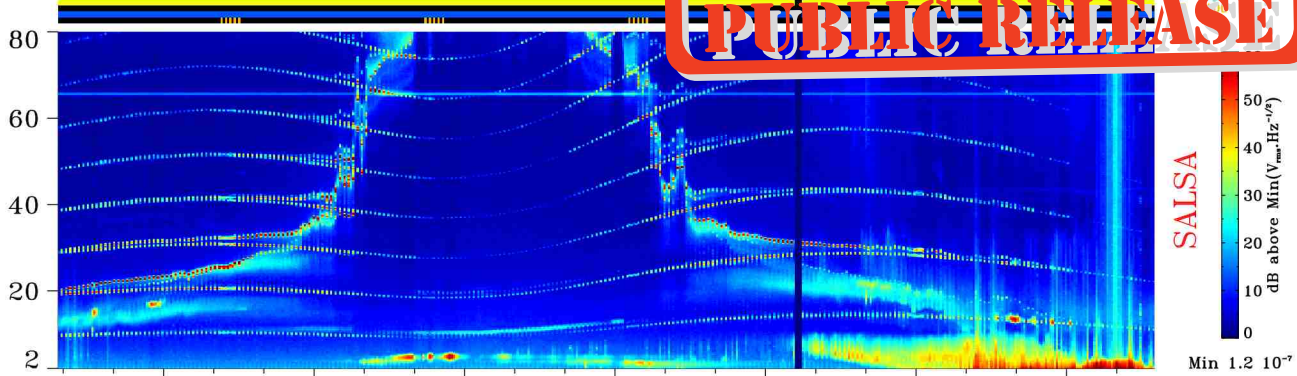


UT  
Sep(Km)

08:00	08:30	09:00	09:30	10:00
11852	12330	12520	12495	12059

**NOT FOR PUBLIC RELEASE**

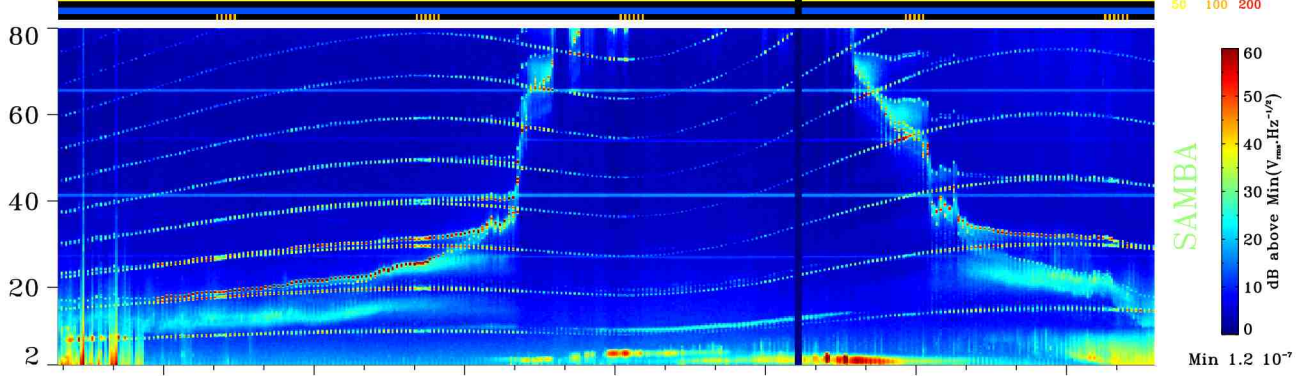
C2



UT  
Sep(Km)

08:00	08:30	09:00	09:30	10:00	10:30	11:00
10657	11401	11822	12103	12025	11709	11127

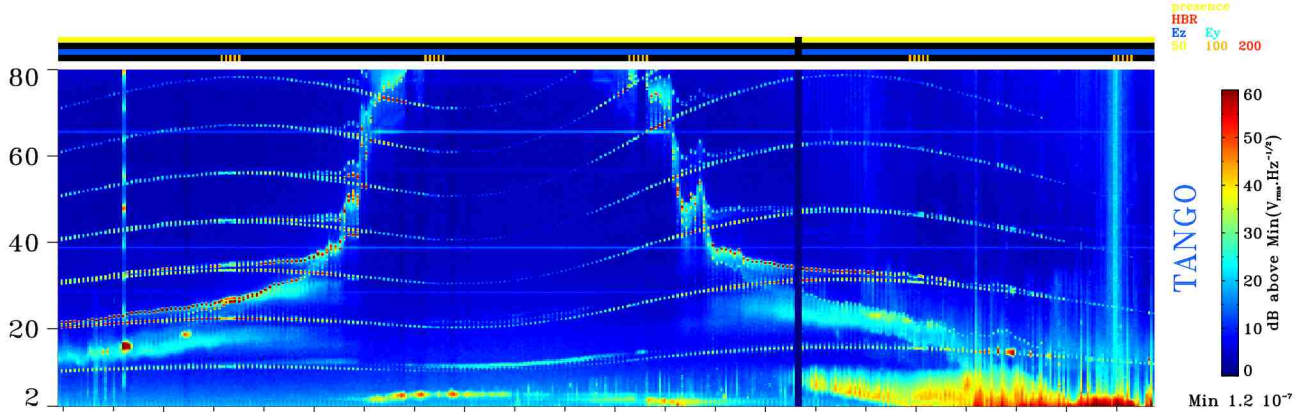
C3



UT

08:00	08:30	09:00	09:30	10:00	10:30	11:00
-------	-------	-------	-------	-------	-------	-------

C4



UT  
Dist(Re)  
Lat(deg)  
LT(Gse)  
Sep(Km)

08:00	08:30	09:00	09:30	10:00	10:30	11:00
5.53	4.99	4.66	4.38	4.25	4.30	4.51
-57.9	-46.3	-35.7	-20.5	-0.7	13.8	29.9
9.9	9.0	8.5	7.9	7.4	7.0	6.5
9190	10177	10827	11428	11747	11695	11391